



Some things are built, some things are crafted.....there is a difference!



THE PERFECT THERAPY

Hydrotherapy to this day is the only recognised treatment that works as a natural pain reliever. In cases of joint problems and people with more severe disabilities, hydrotherapy is extremely beneficial for restoring normal functions of the body. Cove's DTS™ (Dual Therapy System -Back Massage and Turbo Whirlpool Therapy) is the Perfect Therapy!

People who Hot Tub regularly, FEEL BETTER. Regular use of a hydrotherapy hot tub stabilises your metabolism. This type of therapy automatically improves cardiovascular function and the respiratory system. More specifically, hot water flowing over the body's muscle groups removes lactic acids and other contaminants from the muscle tissues, reducing pain.

The physical benefits are numerous; Hydrotherapy aids in pain management for arthritis and other rheumatological conditions. Hot tub therapy is also said to improve blood sugar levels in patients with diabetes, lower blood pressure, and reduce symptoms in patients with multiple sclerosis, fibromyalgia, tendonitis, scoliosis, carpal tunnel syndrome and bursitis. This therapy aids the rehabilitation process in injuries and can even improve respiratory infections.

Stress relieving benefits are equally as important. Stress reduction is a proven medical fact with regular use of a hot tub. Although many features of soaking can calm feelings of stress, researchers have found that warm flowing water increases your body's natural production of endorphins, leaving you feeling relaxed and peaceful.




Cove Spa Unique Shell

Cove Spa shells are made of a thermoformed, matt finish, **High Density Polyethylene (HDPE)** which is the most indestructible shell material available in a portable spa. This durability, along with the beautiful matt finish in 5 colour options, makes it the product of choice for discerning buyers with value in mind. **HDPE** has a much greater tensile strength than acrylic, the plastic most other hot tub shells are made with. Cove Spa shells are so strong they do not have to be reinforced with resins and fiberglass like acrylic shells. Due to this strength, **COVE** Spa shells carry a 10 year Warranty! Other products using **HDPE** include truck bed liners, kayaks, chemical containers and high-end coolers. It is the easiest shell material in the industry to care for! **Cove Spas** can be effortlessly cleaned with a soft cloth and most non-bleach household cleaners, glass cleaner or vinegar & water. If needed, a soft bristle brush or a magic eraser can be gently used.

Cove Spa Features



NEW Topside Control




NEW Corner lighting on Retreat , Encore , Jubilee



The Cove Spa LED Waterfall Jet has an angled design which allows for a beautiful, arcing water flow. (Available on spas with Northern Light package™)

An Eco-friendly, 2 ½" thick blanket that provides a durable, weather-resistant barrier in addition to, our standard 2 lb. density foam.



Cove Spa Jet Designs!

Our Cove Spa jet designs feature a smooth, rounded shape with a stainless-steel look, branded with our Swirl Logo.




Pinpoint Jets are fully adjustable, allowing you to change jet flow direction for customized water therapy.



3" Dual Rotational Jet is interchangeable with the 3" Directional Jet for customisation of your water therapy.



5" Dual Rotational Jet is designed for superb rotational water massage and features sleek contemporary styling.



The New 5" Illuminated Directional Whirlpool Jet allows you to vary the direction of the whirlpool feature.

5" Dual Directional Jet is an LED backlit jet when the Northern Lights Package™ is ordered on your hot tub.

A Great Introduction To Hot Water Therapy, Cove's Impulse™

A perfect place to begin your Cove Lifestyle! At 31" deep, it is the shallowest of our models but has all the features and benefits of our larger tubs! Unrestricted seating gives both form and function! Give in to the Impulse, take your Impulse™ home today . The Impulse™ can seat **4 adults** comfortably and is equipped with the **DTS™** (Dual Therapy System).

IMPULSE

Dimensions

| | |
|---------------------|------------------|
| Seating: | 4 person |
| Diameter: | 78.5 in (199 cm) |
| Height: | 31 in (79 cm) |
| Weight (Dry): | 129 kg |
| Operating Capacity: | 221 gal |

Jets

| | |
|---------------------------|----|
| Total Jets: | 14 |
| 5" Directional Whirlpool: | 1 |
| 3" Directional: | 2 |
| 3" Dual Rotational: | 2 |
| 2" Directional: | 8 |
| 1" Ozone Jet: | 1 |

Equipment

| | |
|--------------|---|
| Amps: | 13/20 amps |
| Control Pad: | 4 button Topside w/LED Display |
| Insulation: | Foam (Standard) 2.5" Insulation Blanket (Included) |
| Heater: | 2KW Stainless Steel |
| Light: | Footwell LED (Standard) |
| Pump: | 1 x 2 Speed |
| Ozone: | Included |

Spa Cover

| | |
|----------------------|----------|
| Insulated Spa Cover: | Included |
|----------------------|----------|

QUICKSHIP - IMMEDIATE DELIVERY SHELL & CABINET COLOUR

PERMASHELL™ COLOUR



Drift Shell

PERMAWOOD™ CABINET COLOUR



Charcoal - Maintenance Free

Refer to page 10 for full range of PermaShell™ & PermaWood™ choices for special order



With our DTS (Dual Therapy System) a combination of high volume whirlpool flow and targeted direct pressure jets.



Production ready Durabuilt Base™



Durabuilt Base™ with standard foam



DURABUILT BASE™

- New integrated base and seat support system for all round tubs
- Integrated equipment base
- ABS material for long life and exceptional strength
- Integrated hand holds for ease of lifting during delivery
- New design allows for 360 degree service, all panels can be removed, no more lifting the shell out!



Cove Impulse is available with the "Holiday Park" upgrade packagesee separate brochure

Affordable luxury, Cove's Crown II™

The **Cove Crown II** is one of our signature hot tubs. Easily enter the tub with the step-in / cool-down seat to settle into all encompassing, soothing hydrotherapy. Structured to seat up to 5 adults and to maximise our **DTS™** (Dual Therapy System), it sets the standard for affordable luxury.



With our **DTS** (Dual Therapy System) a combination of high volume whirlpool flow and targeted direct pressure jets.



Production ready Durabuilt Base™



Durabuilt Base™ with standard foam



DURABUILT BASE™

- New Intergrated base and seat support system for all round tubs
- Intergrated equipment base
- ABS material for long life and exceptional strength
- Intergrated hand holds for ease of lifting during delivery
- New design allows for 360 degree service, all panels can be removed, no more lifting the shell out!

CROWN II

Dimensions

| | |
|---------------------|------------------|
| Seating: | 5 person |
| Diameter: | 78.5 in (199 cm) |
| Height: | 35 in (89 cm) |
| Weight (Dry): | 152 kg |
| Operating Capacity: | 234 gal |

Jets

| | |
|---------------------------|----|
| Total Jets: | 21 |
| 5" Directional Whirlpool: | 1 |
| 3" Directional: | 16 |
| 3" Dual Rotational: | 3 |
| 1" Ozone Jet: | 1 |

Equipment

| | |
|--------------|---|
| Amps: | 13/20 amps |
| Control Pad: | 4 button Topside w/LED Display |
| Insulation: | Foam (Standard) 2.5" Insulation Blanket (Included) |
| Heater: | 2KW Stainless Steel |
| Light: | Mood Lighting Package |
| Pump: | 1 x 2 Speed |
| Ozone: | Included |

Spa Cover

| | |
|----------------------|----------|
| Insulated Spa Cover: | Included |
|----------------------|----------|

QUICKSHIP - IMMEDIATE DELIVERY SHELL & CABINET COLOUR PERMASHELL™ COLOUR



Shadow Shell

PERMAWOOD™ CABINET COLOUR



Charcoal - Maintenance Free

Refer to page 10 for full range of PermasHELL™ & PermaWOOD™ choices for special order

Cove Crown II is available with the "Holiday Park" upgrade packagesee separate brochure

The Ultimate in Hot Water Therapy, Cove's Crown XL™

The Cove Crown XL gives you the ultimate spa depth ! At Over 38" deep, it is the deepest of our models to give that extra special deep soak feeling! Unrestricted seating gives both form and function! . The Crown XL can seat **6 adults** comfortably and is equipped with the **DTS™** (Dual Therapy System).



With our DTS (Dual Therapy System) a combination of high volume whirlpool flow and targeted direct pressure jets.



Production ready Durabuilt Base™



Durabuilt Base™ with standard foam



DURABUILT BASE™

- New intergrated base and seat support system for all round tubs
- Intergrated equipment base
- ABS material for long life and exceptional strength
- Intergrated hand holds for ease of lifting during delivery
- New design allows for 360 degree service, all panels can be removed, no more lifting the shell out!

CROWN XL

Dimensions

| | |
|--------------------|-----------------|
| Seating | 6 person |
| Diameter | 84 in (213 cm) |
| Height | 38.5 in (89 cm) |
| Weight (Dry) | 181 kg |
| Operating Capacity | 330 gal |

Jets

| | |
|---------------------------------------|----|
| Total Jets | 30 |
| 5" Nordic Star™ Directional Whirlpool | 2 |
| 5" Nordic Star™ Dual Rotational | 2 |
| 3" Nordic Star™ Directional | 3 |
| 3" Nordic Star™ Dual Rotational | 4 |
| 2" Nordic Star™ Directional | 17 |
| 1" Ozone Jet | 1 |

Equipment

| | |
|-------------|---|
| Amps | 13/20 amps |
| Control Pad | 4 button Topside w/LED Display |
| Insulation: | Foam (Standard) Nordic Wrap (Included) |
| Heater | 2KW Stainless Steel |
| Light | Mood Lighting Package |
| Pump | 1 x 2 Speed |
| Ozone | Included |

Spa Cover

| | |
|---------------------|----------|
| Insulated Spa Cover | Included |
|---------------------|----------|

QUICKSHIP - IMMEDIATE DELIVERY SHELL & CABINET COLOUR PERMASHELL™ COLOUR



Drift Shell

CABINET COLOUR



Cedar Wood

Refer to page 10 for full range of PermasHELL™ & Permawood™ choices for special order

Luxurious Oasis, with Cove's Retreat™

The Cove Retreat Spa offers **unprecedented value**. With seating for five, this spa can help you create quality family time or simply offer sanctuary from everyday stress to couples or individuals. Powerful jets provide invigorating hydrotherapy to tense areas of the body. Plus, Cove's exclusive **DTS™ (Dual Therapy System)** offers gentler, whole-body therapy to compliment the traditional, more targeted jets. Create a luxurious oasis with our best selling hot tub model!

RETREAT

Dimensions

| | |
|---------------------|----------------|
| Seating: | 5 person |
| Length: | 80 in (203 cm) |
| Width: | 70 in (177 cm) |
| Height: | 34 in (86 cm) |
| Weight (Dry): | 180 kg |
| Operating Capacity: | 233 gal |

Jets

| | |
|---------------------------|----|
| Total Jets: | 28 |
| 5" Directional Whirlpool: | 1 |
| 5" Dual Rotational: | 1 |
| 3" Directional: | 4 |
| 3" Dual Rotational: | 6 |
| 2" Directional: | 15 |
| 1" Ozone Jet: | 1 |

Waterfall

| | |
|-----------------------------|---|
| Cove Backlit LED Waterfall: | 1 |
|-----------------------------|---|

Equipment

| | |
|--------------|---|
| Amps: | 13/20 amps |
| Control Pad: | 4 button Topside w/LED Display |
| Insulation: | Foam (Standard) 2.5" Insulation Blanket (Included) |
| Heater: | 2KW Stainless Steel |
| Light: | LED system inc Northern Lights |
| Pump: | 1 x 2 Speed |
| Ozone: | Included |

Spa Cover

| | |
|----------------------|----------|
| Insulated Spa Cover: | Included |
|----------------------|----------|



With our DTS (Dual Therapy System) a combination of high volume whirlpool flow and targeted direct pressure jets.




QUICKSHIP - IMMEDIATE DELIVERY SHELL & CABINET COLOUR

PERMASHELL™ COLOUR




Shadow Shell

PERMAWOOD™ CABINET COLOUR



Black - Maintenance Free



LED system including Northern Lights

Cove Retreat™ is available with the "Holiday Park" upgrade package see separate brochure


Refer to page 10 for full range of PermasHELL™ & PermaWOOD™ choices for special order

Pamper Yourself in a Cove Jubilee SE™

The Cove Jubilee SE Spa offers comfort with seating for six, equipped with powerful adjustable jets provide invigorating hydrotherapy to tense areas to the whole body from your neck down to your feet with specially positioned targeted jets. We've added a Waterfall and the DTS™ (Dual Therapy System) for maximum therapy, plus the Northern Light LED's and cabinet downlighters on each corner.



With our DTS (Dual Therapy System) a combination of high volume whirlpool flow and targeted direct pressure jets.



LED system including Northern Lights

Cove Jubilee SE™ is available with the "Holiday Park" upgrade package see separate brochure

JUBILEE SE

Dimensions

| | |
|---------------------|----------------|
| Seating: | 6 person |
| Length: | 84 in (213 cm) |
| Width: | 84 in (213 cm) |
| Height: | 35 in (89 cm) |
| Weight (Dry): | 236 kg |
| Operating Capacity: | 274 gal |

Jets

| | |
|---------------------------|----|
| Total Jets: | 38 |
| 5" Directional Whirlpool: | 1 |
| 5" Dual Rotational: | 2 |
| 3" Directional: | 6 |
| 3" Dual Rotational: | 7 |
| 2" Directional: | 21 |
| 1" Ozone Jet: | 1 |

Waterfall

| | |
|-----------------------------|---|
| Cove Backlit LED Waterfall: | 1 |
|-----------------------------|---|

Equipment


| | |
|--------------|---|
| Amps: | 13/20 amps |
| Control Pad: | 4 button Topside w/LED Display |
| Insulation: | Foam (Standard) 2.5" Insulation Blanket (Included) |
| Heater: | 2KW Stainless Steel |
| Light: | LED system inc Northern Lights |
| Pump: | 1 x 2 Speed |
| Ozone: | Included |

Spa Cover

| | |
|----------------------|----------|
| Insulated Spa Cover: | Included |
|----------------------|----------|

QUICKSHIP - IMMEDIATE DELIVERY SHELL & CABINET COLOUR

PERMASHELL™ COLOUR



Coastal Shell

PERMAWOOD™ CABINET COLOUR



Charcoal - Maintenance Free

Refer to page 10 for full range of PermasHELL™ & PermaWOOD™ choices for special order

Relax and De-Stress in a Cove Encore SE™

Settle into your Encore SE™ and let the cares of the day drift away as you relax in swirling hot water. Let the Cove Spas Jets target your back, legs and feet. Emerge from the hot water relaxed and with renewed energy Plus, Cove's exclusive DTS™ (Dual Therapy System) offers gentler, whole-body therapy to compliment the traditional, more targeted jets.

ENCORE SE

Dimensions

| | |
|---------------------|----------------|
| Seating: | 6 person |
| Length: | 84 in (213 cm) |
| Width: | 84 in (213 cm) |
| Height: | 35 in (89 cm) |
| Weight (Dry): | 236 kg |
| Operating Capacity: | 274 gal |

Jets

| | |
|---------------------------|----|
| Total Jets: | 40 |
| 5" Directional Whirlpool: | 1 |
| 5" Dual Rotational: | 2 |
| 3" Directional: | 8 |
| 3" Dual Rotational: | 5 |
| 2" Directional: | 23 |
| 1" Ozone Jet: | 1 |

Waterfall

| | |
|-----------------------------|---|
| Cove Backlit LED Waterfall: | 1 |
|-----------------------------|---|

Equipment

| | |
|--------------|---|
| Amps: | 13/20 amps |
| Control Pad: | 4 button Topside w/LED Display |
| Insulation: | Foam (Standard) 2.5" Insulation Blanket (Included) |
| Heater: | 2KW Stainless Steel |
| Light: | LED system inc Northern Lights |
| Pump: | 1 x 2 Speed |
| Ozone: | Included |

Spa Cover

| | |
|----------------------|----------|
| Insulated Spa Cover: | Included |
|----------------------|----------|

QUICKSHIP - IMMEDIATE DELIVERY SHELL & CABINET COLOUR

PERMASHELL™ COLOUR



Shadow Shell


PERMAWOOD™ CABINET COLOUR



Charcoal - Maintenance Free



With our DTS (Dual Therapy System) a combination of high volume whirlpool flow and targeted direct pressure jets.




LED system including Northern Lights

Cove Encore SE™ is available with the "Holiday Park" upgrade package see separate brochure

Refer to page 10 for full range of Permashell™ & PermaWood™ choices for special order

Complete range of Shells & Cabinets available. (Special order Hot Tubs)

PERMASHELL™ COLOURS



Coastal


Drift

Shadow

Greystone

White

PERMAWOOD™ CABINET COLOURS



Black

Charcoal

Mahogany

CEDAR WOOD CABINET COLOUR



Natural Cedar (upgrade)

Natural Cedar (upgrade)

*Colour samples are for reference only. Actual product colour may vary slightly.
We reserve the right to change any specifications without notice.*

Industry Leading Warranties

10 YEAR SHELL LIMITED WARRANTY

We warrant against the loss of water through the shell caused by defect in materials and workmanship for 10 years of the original purchaser or as long as the original purchaser owns the hot tub.

THREE YEAR COMPONENT LIMITED WARRANTY

We warrant the electrical components, pumps, air valves, slice valves, and hot tub components against malfunction, leaking or defects in materials or workmanship for a period of Three years from the original date of purchase. There are exclusions to the component warranty. Please check with dealer for details.

FIVE YEAR HEATER LIMITED WARRANTY

We warrant the heating element of the hot tub to be free of defects in materials and workmanship for a period of Five years from the original date of purchase. Exclusions can be made in cases where improper chemical balance has been found to be the cause of failure.

THREE YEAR NO LEAK LIMITED WARRANTY

We warrant the hot tub to not leak for a period of three years from the date the original date purchaser purchased the Spa.

TEN YEAR PERMAWOOD™ CABINET LIMITED WARRANTY

We warrant the PermaWood cabinet material to be free from defects in material and workmanship for a period of ten years from the original date of purchase.

ONE YEAR CEDAR LIMITED WARRANTY

We warrant the natural cedar cabinet (when applicable) to be free from defects in materials and workmanship for a period of one year from the date the original date the purchaser purchased the Spa.

The warranty details above are abbreviated. Please request full details from your dealer

Enjoy the benefits of Spa Accessories

Please ask your Spa dealer for our 40 page Spa & Hot Tub accessories brochure, packed full of everything you need to compliment your Cove Hot Tub.



Your local Cove Spa Dealer



Distributed by:



All images, photographs, illustrations, dimensions are for guidance only. Colours may vary to actual products shown.